

INDUSTRIAL CURTAIN CONTROLLER **STAVOKLIMA**

Installation manual

model RT





EN



1. Table of Contents

- 1. Table of Contents 3
- 2. Safety measures 4
- 3. Description of the controller 4
- 4. Functions of the controller 5
- 5. Operation of the controller 5
- 6. Fan rundown time setting 5
- 7. Controller connection scheme 6
- 8. Decommissioning – disposal 7

Explanation of symbols used

 <p>Instructions for mechanical repairs and maintenance.</p>	 <p>Important safety information, technical information, data and device output.</p>
 <p>Important electric information - read carefully - unit damage hazard in case of wrong installation.</p>	 <p>Important information - please read carefully.</p>

2. Safety measures

The controller has been manufactured in line with the government decrees and Czech standards harmonized with the EU regulations mentioned in the manufacturer's declaration of conformity.

The above mentioned product complies with the following standards:

ČSN EN 60335-1 ed.3 ČSN EN 60335-2-30 ed. 3
 ČSN EN IEC 61000-6-2 ed. 4 ČSN EN 61000-6-3 ed. 2

The above mentioned product complies with the following directives:

- Directive 2009/125/EC of the European Parliament and of the Council establishing a framework for the setting of eco-design requirements for energy-related products.
- Government Decree No. 118/2016 Coll. Directive 2014/35/EU of the European Parliament and of the Council on the harmonisation of the laws of the Member States relating to the making available on the market of electrical equipment designed for use within certain voltage limits.
- Government Decree No. 117/2016 Coll. Directive 2014/30/EU of the European Parliament and of the Council on the harmonisation of the laws of the Member States relating to electromagnetic compatibility.
- Government Decree No. 481/2012 Coll. (Regulation of the European Parliament and of the Council No. 2014/35/EU, Regulation of the European Parliament and of the Council No. 2011/65/EU).
- Government Decree on restriction the use of some hazardous materials found in electrical and electronic products.

Observe generally applicable national provisions and other related regulations. Unplug the unit from mains before any service intervention. Connection and earthing of the electric device or components thereof must be in line with laws applicable in the country of use. Only qualified staff may carry out any electric service works.



Observe applicable laws, in particular:

- on safety of electric and thermal appliances,
- on central heat distribution systems,
- on fire safety.

3. Description of the controller

- 2-level controller for fan revolution control for Stavoklima industrial curtains,
- 0-1-2 revolutions switch,
- designed for devices with 3x400V AC fans,
- electric components for unit control including accessories located in a plastic cabinet,
- fitted with circuit breakers and performance components,
- ready for control by 24V door contact (potential-free contact),
- ready for possible connection of a spatial thermostat,
- curtain fan rundown with optional additional configuration 0.5s – 10H,
- built-in electrical fuse.

The **RT**-series controllers allow for connection of multiple air curtains. The selection of an appropriate controller type must consider the power input of the unit, or sum of power input of curtains in chain (output power limitation in "A").

Type of control	RT4	RT8	RT10	RT15
Designed for max curtain(s) current	4 A	8 A	10 A	15 A
Unit power supply	400 V			
Revolutions control levels	0-1-2			
IP rating	IP 65			
Dimensions (length x width x height)	275x220x140			

4. Functions of the controller



- Switch in 0 position – the device is off.
- Switch in 1 position – revolutions speed level 1 enabled.
- Switch in 2 position – revolutions speed level 2 enabled.

5. Operation of the controller

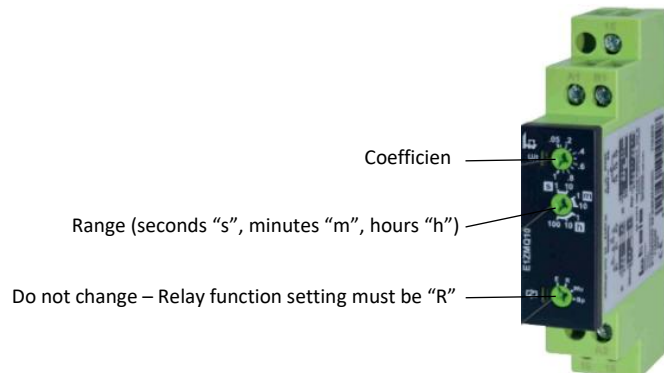
- Set up the required fan revolution speed using the “0-1-2” speed switch.
- To turn the device off, set the switch to “0” position.
- In the event of a sudden power failure, the air curtain will restart in the mode set on the controller when power is restored.
- Max surrounding temperature 40 °C.
- Designed for industrial environment.



!! Before any work with the unit, disconnect the electric power supply, mains supply for the unit. Electric shock hazard!!

6. Fan rundown time setting

Rundown time = coefficient x range (e.g., 30s = 0.5 x 1min).



7. Controller connection scheme

Značení vodičů - Wire marking - Leitermarkierung

Černá - Schwarz - Black
Červená - Rot - Red
Šedá modrá - Hellblau - Light blue
Zlatozelená - Grün-Gelb - Yellow-Green
Bílá - Weiß - White

(L) - AC/DC alloy vodič - AC/DC power conductor - AC/DC Hauptstromleiter
 (La) - AC Křídloví vodič - AC conductor control - AC Steuerstromleiter
 (N) - AC "nulový" vodič - AC middle (neutral) conductor - AC (Nüllungs-) Mittelleiter
 (PE) - ochranný vodič - protective conductor - Schutzleiter
 (SELV) - AC vodič malého napětí - AC small voltage - AC Sauerstromleiter

Kabely a jít - Cables and protection - Kabeln und Schutz

Typ - Type	* WL1	* WL2	* WL3	* WL4	*** I _{max}
FA1	5CX1.5	7CX1.5	3Dx1	2Dx1	4A
RT4	B/16A/3p	5CX2.5	3Dx1	2Dx1	8A
RT8	B/16A/3p	5CX2.5	3Dx1	2Dx1	10A
RT10	B/16A/3p	5CX2.5	3Dx1	2Dx1	15A
RT15	B/20A/3p	5CX4	3Dx1	2Dx1	15A

1) Je-li osazena VZT, je VZT připojena k jednotce AXI2. Přerušit spoj a připojit do série s TK VZT jednotky AXI2 (x-1).
 If the unit AXI2 is used, disconnect the connection and switch through into the serie with the thermocontacts (TK) of unit AXI1. Wenn die Einheit AXI2 benutzt ist, brechen Sie die Verbindung unter und schalten Sie in die Serie mit Thermokontakten (TK) von der Einheit AXI2 durch.

2) Je-li osazena VZT jednotka AXIx, přerušit spoj a připojit do série s TK VZT jednotky AXI2 (x-1).
 If the unit AXIx is used, disconnect the connection and switch through into the serie with thermocontacts (TK) of unit AXI2 (x-1). Wenn die Einheit AXIx benutzt ist, brechen Sie die Verbindung unter und schalten Sie in die Serie mit Thermokontakten (TK) von der Einheit AXI2 (x-1) durch.

* Přiřazení kabelů platí do délky kabelu 50m. Typy kabelů, jejichž dokumentace, lze použít pouze kabel. Cable section are valid for the cable length to 50m. Cable types mentioned in the documentation, can be used by the cable producer. Kabelquerschnitten gelten für die Kabellänge bis 50m. Kabeltypen, eingeführt in der Dokumentation, können nur für die Umgebung dem Kabelhersteller.

** Pouze na objednávku - Only to order - Nur wenn bestellt

*** Max. proud regulátorem RT(x) Max. current controller RT(x) Max. Stromregler RT(x)

TD1, TD2
Průmyslový termostat
Room thermostat
Raumthermostat
~230V

**
Dveřní kontakt
Door contact
Türkontakt

AXI1

AXI2

AXI3

Název - Name: Průmyslové vzduchové jednotky - Industrial air curtains - Industrie-Luftschleier - AXI 3f

Regulátor - Regler: RT(x)

Kód - Code: RT-AC-WT-STA-02

Datum - Date: 04/2022

8. Decommissioning – disposal



After the expiration of the service life, the controller must be disassembled and disposed of. Only qualified company may disassemble the device. The product or components thereof must be disposed in environmentally-friendly manner at the end of its service life.

The components of the unit must be separated and sorted out by type of material for disposal. Dispose of the metal and plastic components at your local collection yard. The transport packaging of the product is made of common recyclable material (paper, polyethylene, wood) and is labelled as such according to ČSN 77 0052-2.

As far as disposal is concerned, it is operator's responsibility to comply with applicable national provisions in the country of use. In addition, follow regulations and laws of your country applicable to waste disposal. Separated collection and recycling of the products may help to protect environment and human health.



STAVOKLIMA s.r.o.
Budějovická 450, 370 01 Homole
Tel.: +420 387 001 931
e-mail: info@stavoklima.cz
www.stavoklima.cz

